


KOMATSU



WA
70

Wheel Loader **WA70-7**



ENGINE POWER
36,9 kW / 49,5 HP @ 2.350 rpm

OPERATING WEIGHT
5.035 - 5.380 kg

BUCKET CAPACITY
0,75 - 1,25 m³

Walk-Around

The Komatsu WA70-7 is a powerful all-rounder with an enhanced engine and improved visibility and comfort. Safe and reliable, this compact machine is your ideal partner on small job sites. It reflects Komatsu's long experience in wheel loader manufacturing, and the company's ongoing commitment to both security and a cleaner environment.

Compact and safe

- Excellent all-round visibility
- Low total height (2,46 m) for easy transportation
- Optimal dimensions for working in confined spaces
- Reversing light, back-up alarm and heated rear window

Total versatility

- Easy Fork (EF) cinematic for parallel movement during fork application
- Highest payloads and tipping loads
- Hydraulic quick-coupler
- LSD axles



WA70-7

ENGINE POWER
36,9 kW / 49,5 HP @ 2.350 rpm

OPERATING WEIGHT
5.035 - 5.380 kg

BUCKET CAPACITY
0,75 - 1,25 m³



First-class operator comfort

- Largest cab in this class
- Quiet and ergonomic working environment
- Long wheel base for superior travelling comfort
- Easy entry cab
- High capacity air conditioning (optional)
- Electronic Controlled Suspension System (ECSS) (optional)



Powerful and environmentally friendly

- Powerful Komatsu ecot3 engine
- Meets EU Stage IIIA and EPA Tier III
- Low operating costs
- Large 90 A alternator

Easy maintenance

- Tilting cab
- Longitudinally installed engine
- Wide opening engine hood
- Easy-access radiator
- Quick-access service side cover



KOMTRAX

Komatsu Wireless
Monitoring System

First-Class Operator Comfort



Simply more comfort

Just get in and get started – the well conceived cabin guarantees easy operation. All controls and gauges are ergonomically positioned to allow comfortable use. The multifunction lever enables convenient work equipment handling and directional control. Large glass surfaces and the standard heated rear window offer great visibility of the surrounding area – no matter the job.



The single-step wide cab door gives you quick and easy access to and from the machine. Optimal noise insulation, easy-to-reach buttons and adjustable vents complete a comfortable work environment.



Diverse and flexible

Komatsu's compact wheel loaders are an optimal choice for a wide range of applications. On construction sites, in the recycling industry or for agricultural jobs, with the hydraulic quick-coupler and a wide range of attachments, these machines are extremely versatile. When working with Komatsu pallet forks, the operator can rely on EF cinematic to transport loads parallel to the ground without readjusting the fork tines.

On uneven grounds the optional ECSS load stabiliser reduces shocks and increases productivity and comfort. Other optional equipment such as a wide core radiator, additional working lights or an immobilizer, are available on request.



Powerful and Environmentally Friendly



Full power for the highest performance

Environmentally friendly, the new Komatsu ecot3 engine is part of a long Komatsu tradition of efficiency and reliability and meets EU Stage IIIA & TIER III emission regulations. As the engine is optimised for tough construction applications

it delivers high torque even at low rpm. With high rimpull and enough reserves even in the most difficult ground conditions it still features a low fuel consumption. A fully automatic, hydrostatic transmission sends power to all four

wheels while the large 132 l fuel tank guarantees long and uninterrupted working hours.

Compact dimensions

Low passages or confined construction sites? Those are the jobsites Komatsu compact wheel loaders are made for. The 40° angle of the articulated steering system reduces the turning radius to 3,68 m. The low height - less than 2,5 m - gives you the flexibility to go under even very low passages.

Highest safety

The low centre of gravity enhances stability and compact dimensions ensure an exceptional all-round visibility, resulting in maximum operational safety. Standard safety features such as the ROPS/FOPS cab, back-up alarm, reversing light and large mirrors add up to make the WA70-7 a truly safe machine.



Easy maintenance

A reliable partner

Komatsu compact wheel loaders are known around the world for their robustness and durability. All maintenance and service can be done easily and quickly thanks to their unique tilting cab. The engine hood can be opened widely for a quick daily inspection, the electric equipment is well protected behind a maintenance cover inside the cab, and the easy-to-clean radiator is conveniently accessible.



Fast, easy and comfortable access to daily inspection points



Convenient air filter access



Side cover for quick maintenance access

Komatsu Wireless Monitoring System



KOMTRAX™ is a revolutionary machine tracking system designed to save you time and money. You can now monitor your equipment anytime and anywhere. Use valuable machine data received via the KOMTRAX™ web site to optimise your maintenance planning and machine performances.

With KOMTRAX™, you can:

- Check when & where your machines are at work
- Be informed of unauthorized machine use or movement
- Set and receive e-mail notification for security alarms

For further details on KOMTRAX™, please ask your Komatsu dealer for the latest KOMTRAX™ brochure.



Machine working time - With the "daily working record" chart, get precise engine running time data: when your machine was started and when it was shut down, as well as total engine running time.




Fleet location - The machine list instantly locates all your machines, even those in other countries.



Alarm notifications - You can receive notification of alarms both via the KOMTRAX™ website and by e-mail.



Added security - The "engine lock" feature allows to program when a machine's engine can be started. And with "geo-fence", KOMTRAX™ sends notification every time your machine moves in or out of a predetermined operating area.



Specifications

ENGINE

Model	Komatsu 4D95LWE-5
Engine power	
at rated engine speed	2.350 rpm
ISO 14396	36,9 kW/49,5 HP
Max. torque/engine speed	172 Nm/1.600 rpm
No. of cylinders	4
Bore × stroke	95 × 115 mm
Displacement	3,3 ltr
Injection system	Direct injection
Electrical system	12 V
Battery	92 Ah
Alternator	90 A
Air filter type	Dry air filter with pre-filter and safety cartridge

TRANSMISSION

Drive system	Hydrostatic transmission, switchable in all directions under full power
Hydrostatic pump	1 variable piston pump
Hydrostatic motor	1 variable piston motor
Speed ranges (forwards/backwards)	2/2
Travel speeds (forwards/backwards)	
1. speed range	0 - 5 km/h
2. speed range	0 - 20 km/h

CHASSIS AND TYRES

Type	Low build rear axle oscillation for optimum stability and for best performance in earthmoving applications
System	4-wheel drive
Axles	Planetary rigid axles with automatic limited slip differentials in both axles
Oscillation	Rear axle oscillation for optimum stability, oscillation angle 10°
Tyres	12.5-18 (standard)

SERVICE REFILL CAPACITIES

Cooling system	9,1 ltr
Fuel tank	132 ltr
Engine oil	7,5 ltr
Hydraulic system	50 ltr
Front axle	8,4 ltr
Rear axle	8,4 ltr
Transfer box	1,3 ltr

BRAKES

Operating brakes	Combined inch/brake pedal actuates brakes on all four wheels via hydrostatic drive and dry disc at front axle
Parking brake	Dry disc

HYDRAULIC SYSTEM

System	Open hydraulic system
Working pressure	230 bar
Circulating capacity of the hydraulic pump	53 ltr/min
No. of boom/bucket cylinders	1/1
Type	Double-action
Bore diameter × stroke	
Boom cylinder	95 × 670 mm
Bucket cylinder	85 × 522 mm
Hydraulic control lever	Multifunction lever
Kinematic	Z-Kinematic with highest breakout force. Parallel movement when using dedicated fork tines.
Hydraulic cycle with rated load bucket filling	
Raise time	5,3 s
Lowering time (empty)	3,0 s
Dumping time	1,1 s

STEERING SYSTEM

System	Articulated frame steering
Type	Hydrostatic
Steering angle to either side	40°
Steering pump	Gear pump
Working pressure	175 bar
No. of steering cylinders	1
Type	Double-action
Bore diameter × stroke	70 × 363 mm
Smallest turn (outer edge of the tyre 12.5-18)	3.680 mm

CABIN

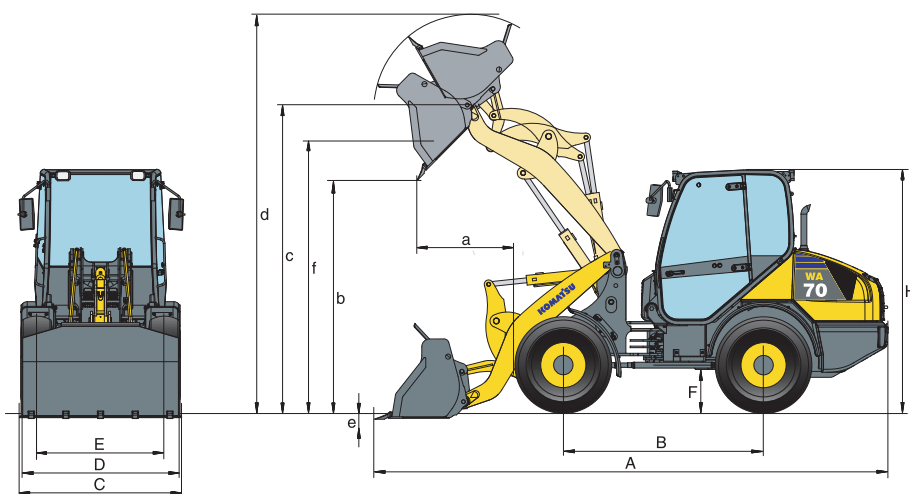
Cabin in conformity with ISO 3471 with ROPS (roll over protective structure) in conformity with SAE J1040c and FOPS (falling object protective structure) in conformity with ISO 3449. The pressurised cabin is mounted upon hydrobearings and is noise dampened. Tilttable for best servicing access.

ENVIRONMENT

Engine emissions	Fully complies with EU Stage IIIA and EPA Tier III exhaust emission regulations
Noise levels	Noise levels (external/internal) fully comply 2000/14/EC Stage II and 98/37/EC
Vibration levels (EN 12096:1997)*	
Hand/arm	≤ 2,5 m/s ² (uncertainty K = 0,62 m/s ²)
Body	≤ 0,5 m/s ² (uncertainty K = 0,46 m/s ²)

* for the purpose of risk assessment under directive 2002/44/EC, please refer to ISO/TR 25398:2006.

Dimensions & Performance Figures



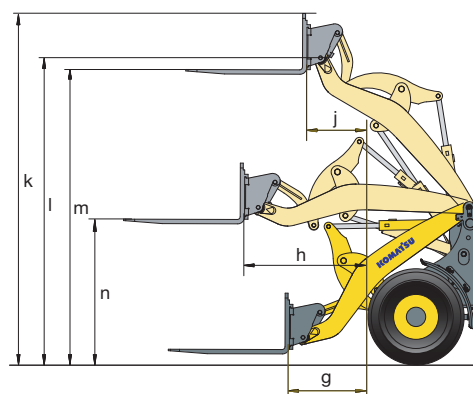
MEASUREMENTS AND WORKING SPECIFICATIONS

		Universal		Light materials		4-in-1	
		w. teeth	w/o teeth	w/o teeth	w/o teeth	w. teeth	w. teeth
Bucket capacity (heaped, ISO 7546)	m³	0,85	0,85	1,0	1,25	0,75	0,8
Sales code		C61	C11	C13	C14	C16	C26
Material density	t/m ³	1,8	1,8	1,6	1,3	1,8	1,65
Bucket weight without teeth	kg	295	273	301	337	592	615
Static tipping load, straight	kg	4.200	4.300	4.170	4.080	3.900	3.900
Static tipping load, 40° articulated	kg	3.650	3.750	3.620	3.540	3.350	3.350
Breakout force hydraulic	kN	41	41	35	31	36	36
Lifting capability hydr. at ground level	kN	41	41	42	43	43	43
Operating weight	kg	5.060	5.035	5.065	5.100	5.355	5.380
Turning radius at corner of tyres	mm	3.680	3.680	3.680	3.680	3.680	3.680
Turning radius at bucket edge	mm	4.175	4.175	4.245	4.280	4.250	4.286
a Reach at 45°	mm	935	915	960	1.030	980	980
b Dump height at 45°	mm	2.415	2.435	2.335	2.260	2.355	2.355
c Hinge pin height	mm	3.150	3.150	3.150	3.150	3.150	3.150
d Height top edge of bucket	mm	4.070	4.070	4.025	4.190	3.950	3.950
e Digging depth	mm	100	100	140	140	110	110
f Max. loading height at 45°	mm	2.875	2.875	2.835	2.835	2.870	2.870
A Overall length, bucket grounded	mm	5.445	5.310	5.375	5.475	5.470	5.470
B Wheelbase	mm	2.050	2.050	2.050	2.050	2.050	2.050
C Bucket width	mm	1.800	1.800	1.870	1.870	1.800	1.900
D Width over tyres	mm	1.625	1.625	1.625	1.625	1.625	1.625
E Track width	mm	1.306	1.306	1.306	1.306	1.306	1.306
F Ground clearance	mm	305	305	305	305	305	305
H Overall height	mm	2.465	2.465	2.465	2.465	2.465	2.465

All measurements with tyres 12.5-18

PERFORMANCE FIGURES WITH FORK TINES

		C24	C23
Sales code		C24	C23
Fork tine type		FEM IIA	FEM IIB
Fork tine length	mm	1.200	1.200
g Max. reach at ground level	mm	820	885
h Max. reach	mm	1.305	1.305
j Max. reach at max. stacking height	mm	640	640
k Max. height fork-carrier	mm	3.595	3.547
l Hinge pin height	mm	3.150	3.150
m Max. stacking height	mm	3.015	2.890
n Height of forks at maximum reach	mm	1.472	1.350
Max. tipping load, straight	kg	3.080	3.070
Max. tipping load, articulated	kg	2.650	2.670
Max. payload as per EN 474-3, 80%	kg	2.120	2.135
Max. payload as per EN 474-3, 60%	kg	1.590	1.600
Weight in working order with fork tines	kg	4.980	4.985



Wheel Loader

WA70-7

Standard and Optional Equipment

ENGINE

Komatsu 4D95LWE-5 ecot3 diesel engine, EU Stage IIIA compliant	●
Alternator 90 A/12 V	●
Starter motor 2,2 kW/12 V	●
Battery 92 Ah/12 V	●

TRANSMISSION AND BRAKES

Combined inch/brake pedal	●
Creeping function	○

CHASSIS AND TYRES

Heavy-duty axles	●
LSD-differential front and rear	●
Various tyre types and sizes on request	○

HYDRAULIC SYSTEM

3-spool main control valve	●
Multifunction lever	●
Hydraulic quick-coupler	●
Electrical actuation of 3rd hydraulic circuit	●
Loader control with return-to-dig	○
Auto-inch valve	○
Biodegradable oil for hydraulic system	○

SERVICE AND MAINTENANCE

KOMTRAX™ - Komatsu wireless monitoring system	●
Tool-set	●
Air cleaner system with cyclone pre-cleaner	○
Wide core radiator	○
Automatic central lubrication	○

CABIN

Spacious double door driver's cab to DIN/ISO with heating	●
Tilting cab	●
ROPS/FOPS frame according to SAE	●
All-round tinted glazing	●
Front laminated glass	●
Heated rear window	●
Rear window wiper	●
Sun visor	●
Adjustable steering column	●
Suspended seat	●
Seat belt (EU standard)	●
Adjustable wrist rest with integrated small storage box	●
Large storage box at left hand side	●
Instrument panel with gauges for speed, coolant temperature, fuel level, air filter warning light etc.	●
12 Volt power supply	●
Adjustable high comfort seat	○
Air conditioning	○
Radio	○
Sun reflection decal for cab/canopy roof	○

OTHER EQUIPMENT

Z-bar boom (parallel movement when using dedicated fork tines)	●
Counterweight	●
Electronically controlled suspension system load stabilizer (ECSS)	○
Special custom colour	○
Bucket level indicator	○

SAFETY EQUIPMENT

Emergency steering system	●
Back-up alarm	●
Horn	●
Emergency engine stop switch	●
Seat belt caution indicator	●
Beacon light	○
Immobilizer	○
Immobilizer with master key	○
Anti-drop valve	○
Battery main switch	○
Fire extinguisher	○

LIGHTING SYSTEM

Halogen headlights	●
Reversing lights	●
Additional lights front and rear	○
Xenon headlights, halogen rear lights	○

ATTACHMENTS

Bucket with or without teeth	○
4-in-1 bucket	○
Light material buckets	○
Fork carrier and tines	○
Cutting edge guard	○

Further work equipment, accessories and special application arrangements on request

All buckets and attachments quick-coupler mounted

Other attachments on request

- standard equipment
- optional equipment

Your Komatsu partner:

KOMATSU

**Komatsu Europe
International NV**
Mechelsesteenweg 586
B-1800 VILVOORDE (BELGIUM)
Tel. +32-2-255 24 11
Fax +32-2-252 19 81
www.komatsu.eu

VENSS04600 03/2014

Materials and specifications are subject to change without notice.
KOMATSU is a trademark of Komatsu Ltd. Japan.